


BAXI

Domestic Luna Clima

Baxi Dream and Baxi Moonlight: R32 air conditioning



Baxi Dream



Baxi strengthens its position in the domestic air conditioning, offering a large range of products with the new R32 refrigerant gas.

Baxi Dream Mono Split range, the newest introduction, is characterized by:

- a very high energy efficiency (class A+++ in cooling and class A++ in heating);
- elegant, innovative and compact design;
- **INCLUDED wi-fi module**, that enables remote control via App Air Connect.

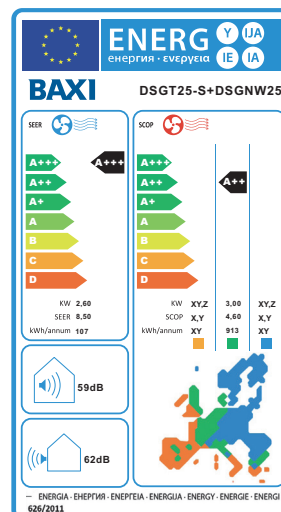
Baxi Dream Mono Split	9.000 Btu/h	12.000 Btu/h
Indoor unit	 DSGNW25	 DSGNW35
Outdoor unit	 DSGT25-S	 DSGT35-S

High efficiency and performance

In 2013 the 2009/125 CE Directive about air conditioners minimum standards has been issued to help the EU to achieve its 20-20-20 Plan target: to reduce CO2 emissions by 20%, to increase energy efficiency by 20% and to increase the share of renewable energies to 20% by 2020.

The Labelling Directive (2017/1369/EU) requires products to be labelled according to a decreasing efficiency band, ranging from A+++ to D.

The energy efficiency class, identified by a letter, states an efficiency range in which the value of the product is included. The label is created for the final consumer to enable an informed choice about high efficiency products through comparable data.



Baxi Moonlight

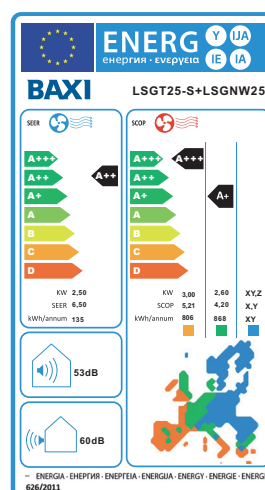


With **Baxi Moonlight Mono** and **Multi Split** range past and future come together, combining the well-known Baxi design with the new R32 refrigerant gas. Remote control via App Air Connect is possible with wi-fi module available as optional.

Baxi Moonlight Mono Split	9.000 Btu/h	12.000 Btu/h	18.000 Btu/h	24.000 Btu/h
Indoor unit	 LSGNW25	 LSGNW35	 LSGNW50	 LSGNW70
Outdoor unit	 LSGT25-S	 LSGT35-S	 LSGT50-S	 LSGT70-S

Baxi Moonlight Multi Split	7.000 Btu/h	9.000 Btu/h	12.000 Btu/h	18.000 Btu/h
Indoor unit	 LSGNW20	 LSGNW25	 LSGNW35	 LSGNW50

	14.000 Btu/h (2X1)	18.000 Btu/h (2X1)	21.000 Btu/h (3X1)	27.000 Btu/h (3X1)	36.000 Btu/h (4X1)	42.000 Btu/h (5X1)
Outdoor unit	 LSGT40-2M	 LSGT50-2M	 LSGT60-3M	 LSGT70-3M	 LSGT100-4M	 LSGT125-5M



A complete range

Baxi enlarges the product offer, introducing a complete range of DC inverter heat pump air conditioning (Mono and Multi Split) with R32 refrigerant gas. The different combinations satisfy any need and installation requirement.

For Baxi Moonlight Multi Split models, the table shows some examples of the most common combination and the maximum possible configuration.

BAXI DREAM MONO x 1 (indoor unit)



DSGNW25
DSGNW35



DSGT25-S
DSGT35-S

Btu/h	
9.000	
12.000	max

BAXI MOONLIGHT MONO x 1 (indoor unit)



LSGNW25
LSGNW35
LSGNW50
LSGNW70



LSGT25-S
LSGT35-S
LSGT50-S
LSGT70-S

Btu/h	
9.000	
12.000	
18.000	
24.000	max

BAXI MOONLIGHT 2 x 1 (indoor units) 14.000 Btu/h



LSGNW20
LSGNW25



LSGNW35



LSGT40-2M

Btu/h	
9.000	9.000
9.000	12.000 max

BAXI MOONLIGHT 2 x 1 (indoor units) 18.000 Btu/h



LSGNW20
LSGNW25



LSGNW35



LSGT50-2M

Btu/h	
9.000	12.000
12.000	12.000 max

BAXI MOONLIGHT 3 x 1 (indoor units) 21.000 Btu/h



LSGNW20
LSGNW25



LSGNW35
LSGNW50



LSGT60-3M

Btu/h	
7.000	7.000 9.000
9.000	9.000 12.000 max

BAXI MOONLIGHT 3 x 1 (indoor units) 27.000 Btu/h



LSGNW20
LSGNW25



LSGNW35
LSGNW50



LSGT70-3M

Btu/h	
7.000	9.000 12.000
9.000	12.000 12.000 max

BAXI MOONLIGHT 4 x 1 (indoor units) 36.000 Btu/h



LSGNW20
LSGNW25



LSGNW35
LSGNW50



LSGT100-4M

Btu/h	
7.000	9.000 9.000 12.000
12.000	12.000 12.000 12.000 max

BAXI MOONLIGHT 5 x 1 (indoor units) 42.000 Btu/h



LSGNW20
LSGNW25



LSGNW35
LSGNW50



LSGT125-5M

Btu/h	
7.000	9.000 9.000 9.000 12.000
9.000	9.000 12.000 12.000 12.000 max

Complete control

Easy and intuitive comfort control

The remote control with LCD display, supplied as standard, allows an easy comfort control thanks to its double keyboard including a quick menu.



Wideness of functions



iFavor
set parameters recall



iFeel
adjusting the operation to the actual temperature of the room



Auto clean
it keeps the indoor unit clean avoiding fungal growth



Sleep
automatic adjusting of the operation during night: quieter operation and lower consumptions



Timer
set the functioning time



Dry
dehumidification function independent from cooling mode



Turbo
maximizes the power in cooling/heating mode for an immediate comfort



Auto Swing
automatic orientation of the air flow



Auto restart
operating restarts automatically in case of lack of voltage



Anti discomfort
prevents cold air flow during winter



Stand-by
0,5 W to reduce consumptions

Smart comfort with Air Connect the comfort at your fingertips




Air Connect and the wi-fi module allow the **remote control of Luna Clima air conditioners** via mobile and tablet. Air Connect is the application to have the full control of the temperature and the comfort of the house at any moment and from everywhere.

Baxi Dream air conditioners are supplied with wi-fi module. For Baxi Moonlight product range, the wi-fi module is available as optional. Once the wi-fi module is installed (Baxi Moonlight models) and Air Connect App is **downloaded (all models)**, it is possible to control the air conditioners directly from smartphone and tablet (iOs and Android systems).

It is possible to: turn on/off the air conditioner, choose the operating mode, set the fan speed, set the flip swing, display all active functions, set a timer, etc.

Features:

- The wi-fi module is **installed behind** the front panel
- **Easy time program** to combine comfort and savings
- **More indoor units can be controlled** with the same application, as long the wi-fi module is installed in all the units
- **Same functions of the remote control**, for example: Turbo, Sleep, iClean, etc.



Wi-fi module packaging

The packaging includes: wi-fi module, manual and warranty certificate.

Terms of service

The application can be used with more Baxi indoor units, as long as a wi-fi module is installed in every unit.



Cutting edge technology

DC inverter technology controls the air output according to the real needs, in order to guarantee the optimization of consumptions and noise reduction thanks to:

- DC indoor fan
- DC outdoor fan
- DC compressor
- System manager

INVERTER



The perfect combination of functions and performance



Energy efficiency

A+++ (A++) in cooling
A++ (A+) in heating
Baxi Dream (Baxi Moonlight)



R32 gas

lower environmental



Extended operating limits




Antibacterial filters

remove particulates and harmful irritants from the air



Installation flexibility

Installation flexibility
the indoor unit can be connected from the back, right and left



Aerodynamic fan

outdoor unit
modulating fan with aerodynamic shape



Auto restart

operating restarts automatically in case of lack of voltage



Anti discomfort

prevents cold air flow during winter



Stand-by





0,5 W to reduce consumptions

Noiseless comfort

Luna Clima air conditioners have been designed for a highly noiseless operation (20 dBA maximum) that grant a great comfort in the living rooms.



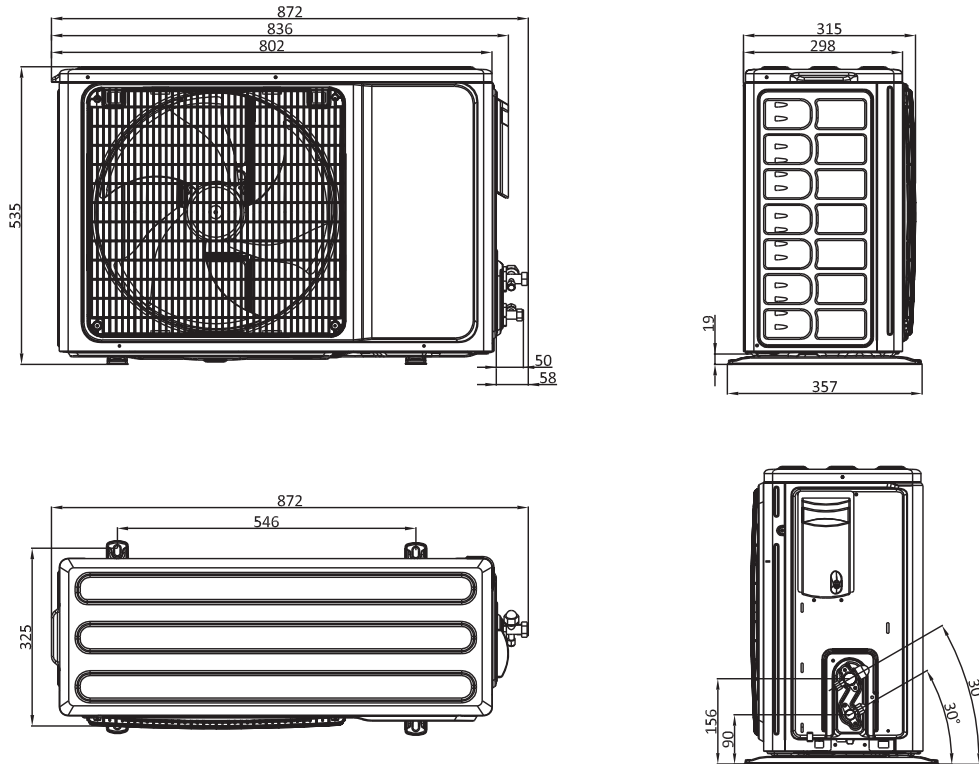
Technical data Baxi Dream Mono Split

		9.000 Btu/h	12.000 Btu/h
Cooling capacity (min-max)	kW	2,70 (0,90-3,10)	3,50 (1,00-4,00)
Rated cooling capacity (min-max)	kW	0,65 (0,13-0,80)	0,90 (0,13-1,10)
SEER		8,5	8,5
Energy Efficiency Class in cooling mode			
Heating capacity (min-max)	kW	3,20 (0,90-4,00)	4,20 (1,00-5,00)
Rated heating capacity (min-max)	kW	0,80 (0,23-1,20)	1,08 (0,23-1,20)
SCOP		4,6	4,6
Energy Efficiency Class in heating mode			
Outdoor unit		DSGT25-S	DSGT35-S
Maximum power consumption	kW	1,80	1,80
Maximum current consumption	A	8,0	8,0
Power supply	V/Ph/Hz	220-240/1/50	220-240/1/50
Refrigerant type (GWP)		R32 (675)	R32 (675)
Refrigerant quantity	kg	0,96	0,96
tCO2 eq.	t	0,65	0,65
Sound power level	dB(A)	62	62
Dimensions (WxHxD)	mm	802x535x298	802x535x298
Weight	kg	32	32
Liquid pipe diameter	mm	6,35 (1/4")	6,35 (1/4")
Gas pipe diameter	mm	9,52 (3/8")	9,52 (3/8")
Maximum refrigerant pipe lenght	m	22	22
Maximum height indoor/outdoor unit	m	12	12
Pre-charge meters	m	7	7
Indoor unit		DSGNW25	DSGNW35
Air flow	m³/h	950	950
Sound power level	dB(A)	59	59
Dimensions (WxHxD)	mm	970x315x235	970x315x235
Weight	kg	12	12
Liquid pipe diameter	mm	6,35 (1/4")	6,35 (1/4")
Gas pipe diameter	mm	9,52 (3/8")	9,52 (3/8")

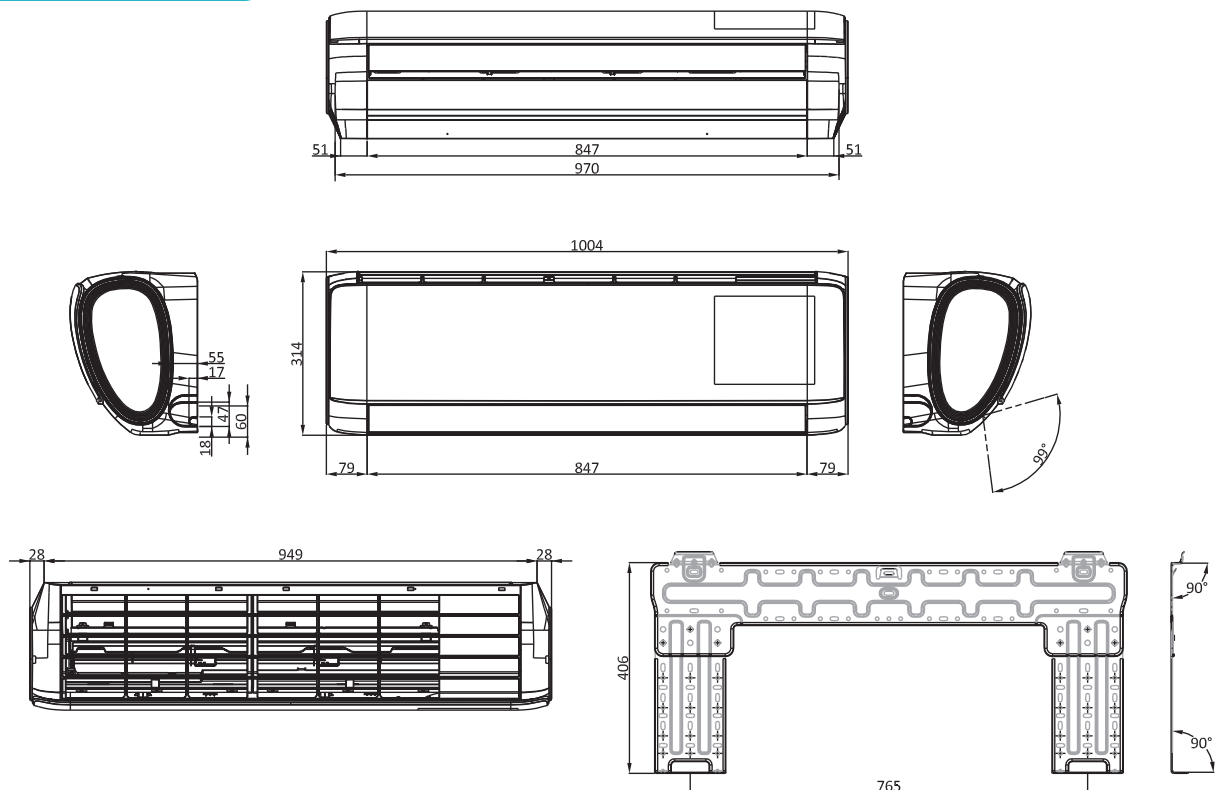
Technical drawings Baxi Dream

Outdoor and indoor units









DSGT25-S - DSGT35-S



DSGNW25 - DSGNW35















Technical data Baxi Moonlight Mono Split

		9.000 Btu/h	12.000 Btu/h	18.000 Btu/h	24.000 Btu/h
Cooling capacity (min-max)	kW	2,55 (1,00-3,30)	3,60 (1,20-3,80)	5,30 (1,90-5,50)	7,03 (2,90-7,30)
Rated cooling capacity (min-max)	kW	0,78 (0,10-1,44)	1,10 (0,10-1,60)	1,65 (0,21-1,73)	2,20 (0,37-2,90)
SEER		6,5	6,2	6,6	6,4
Energy Efficiency Class in cooling mode					
Heating capacity (min-max)	kW	2,65 (1,10-3,30)	3,70 (1,00-3,80)	5,40 (1,40-5,60)	7,05 (2,10-8,00)
Rated heating capacity (min-max)	kW	0,72 (0,20-1,40)	1,02 (0,20-1,35)	1,50 (0,31-2,00)	1,96 (0,44-2,60)
SCOP		4,2	4,2	4,1	4,3
Energy Efficiency Class in heating mode					
Outdoor unit		LSGT25-S	LSGT35-S	LSGT50-S	LSGT70-S
Maximum power consumption	kW	1,50	1,90	2,90	3,70
Maximum current consumption	A	8,0	9,5	12,0	16,0
Power supply	V/Ph/Hz	220-240/1/50	220-240/1/50	220-240/1/50	220-240/1/50
Refrigerant type (GWP)		R32 (675)	R32 (675)	R32 (675)	R32 (675)
Refrigerant quantity	kg	0,58	0,68	1,28	1,44
tCO2 eq.	t	0,39	0,46	0,86	0,97
Sound power level	dB(A)	60	58	62	64
Dimensions (WxHxD)	mm	720x540x260	720x540x260	802x535x298	900x681x343
Weight	kg	27	27	35	45
Liquid pipe diameter	mm	6,35 (1/4")	6,35 (1/4")	6,35 (1/4")	6,35 (1/4")
Gas pipe diameter	mm	9,52 (3/8")	9,52 (3/8")	12,7 (1/2")	15,88 (5/8")
Maximum refrigerant pipe lenght	m	20	20	25	25
Maximum height indoor/outdoor unit	m	10	10	15	15
Pre-charge meters	m	7	7	7	7
Indoor unit		LSGNW25	LSGNW35	LSGNW50	LSGNW70
Air flow	m³/h	650	650	1000	1150
Sound power level	dB(A)	53	53	58	59
Dimensions (WxHxD)	mm	800x300x198	800x300x198	970x315x235	1100x330x235
Weight	kg	9	9	12,5	15
Liquid pipe diameter	mm	6,35 (1/4")	6,35 (1/4")	6,35 (1/4")	6,35 (1/4")
Gas pipe diameter	mm	9,52 (3/8")	9,52 (3/8")	12,7 (1/2")	15,88 (5/8")

Technical data Baxi Moonlight

Multi Split outdoor units

		LSGT40-2M (14.000 Btu/h)	LSGT50-2M (18.000 Btu/h)	LSGT60-3M (21.000 Btu/h)	LSGT70-3M (27.000 Btu/h)	LSGT70-4M (36.000 Btu/h)	LSGT125-5M (42.000 Btu/h)
Maximum number of indoor units		2	2	3	3	4	5
Cooling capacity (min-max)	kW	4,10 (1,80-4,51)	5,30 (2,00-5,83)	6,20 (2,20-6,71)	7,90 (2,30-8,69)	10,50 (2,50-11,00)	12,00 (2,77-12,70)
Rated cooling capacity (min-max)	kW	1,24 (0,20-2,10)	1,75 (0,28-2,30)	1,92 (0,35-2,80)	2,46 (0,56-3,40)	3,95 (0,68-4,93)	4,45 (0,75-5,45)
SEER		6,15	7,08	6,45	6,29	6,20	6,10
Energy Efficiency Class in cooling mode		 A++	 A++	 A++	 A++	 A++	 A++
Heating capacity (min-max)	kW	4,80 (2,05-5,28)	5,60 (2,21-6,16)	6,60 (2,39-7,26)	8,20 (2,45-9,02)	11,00 (2,67-11,20)	13,00 (2,96-13,10)
Rated heating capacity (min-max)	kW	1,15 (0,20-2,10)	1,54 (0,28-2,30)	1,78 (0,35-2,80)	2,27 (0,56-3,40)	3,15 (0,53-3,85)	3,75 (0,60-4,35)
SCOP		4,05	4,06	4,39	4,04	4,00	4,00
Energy Efficiency Class in heating mode		 A+	 A+	 A+	 A+	 A+	 A+
Maximum power consumption	kW	2,10	2,30	2,80	3,40	5,30	5,60
Maximum current consumption	A	10,0	11,0	13,0	16,0	23,5	24,5
Power supply	V/Ph/Hz	220-240/1/50	220-240/1/50	220-240/1/50	220-240/1/50	220-240,50,1	220-240,50,1
Refrigerant type (GWP)		R32 (675)	R32 (675)	R32 (675)	R32 (675)	R32 (675)	R32 (675)
Refrigerant quantity	kg	0,92	0,95	1,1	1,05	2,30	2,30
tCO ₂ eq.	t	0,62	0,64	0,74	0,71	1,55	1,55
Sound power level	dB(A)	61	62	65	65	68	68
Dimensions (WxHxD)	mm	800x545x286		834x655x328		985x808x395	
Weight	kg	34	36	44	46	74	75
Liquid pipe diameter	mm	2 x 6,35 (1/4")	2 x 6,35 (1/4")	3 x 6,35 (1/4")	3 x 6,35 (1/4")	4x6,35(1/4)	5x6,35(1/4)
Gas pipe diameter	mm	2 x 9,52 (3/8")	2 x 9,52 (3/8")	3 x 9,52 (3/8")	3 x 9,52 (3/8")	4x9,52(3/8)	5x9,52(3/8)
Maximum refrigerant pipe lenght	m	40	40	60	60	80	80
Maximum height indoor/outdoor unit	m	15	15	15	15	15	15
Pre-charge meters	m	15	15	22,5	22,5	30	37,5

Technical data Baxi Moonlight

Multi Split wall-hung indoor units

		LSGNW20 (7.000 Btu/h)	LSGNW25 (9.000 Btu/h)	LSGNW35 (12.000 Btu/h)	LSGNW50 (18.000 Btu/h)
Cooling capacity (min-max)	kW	2,05 (1,13-2,70)	2,55 (1,00-3,30)	3,60 (1,20-3,80)	5,30 (1,90-5,50)
Heating capacity (min-max)	kW	2,15 (0,98-2,50)	2,65 (1,10-3,30)	3,70 (1,00-3,80)	5,40 (1,40-5,60)
Power consumption (min-max)	W	40 (12-68)	40 (12-68)	40 (12-68)	63 (16-88)
Power supply	V/Ph/Hz	220-240/1/50	220-240/1/50	220-240/1/50	220-240/1/50
Refrigerant type (GWP)		R32 (675)	R32 (675)	R32 (675)	R32 (675)
Sound power level	dB(A)	50	53	53	58
Dimensions (WxHxD)	mm	800x300x198	800x300x198	800x300x198	970x315x235
Weight	kg	9	9	9	12,5
Liquid pipe diameter	mm	6,35 (1/4")	6,35 (1/4")	6,35 (1/4")	6,35 (1/4")
Gas pipe diameter	mm	9,52 (3/8")	9,52 (3/8")	9,52 (3/8")	12,7 (1/2")

Technical data

wi-fi module for Luna Clima

Air Connect + wi-fi module for Luna Clima

Dimensions (module to be installed behind the frontal panel of the indoor unit)

Dimensions (wxhxd) mm	57,8x36,4x8,0
-----------------------	---------------

Electrical power supply

Connection voltage	12 V + 2,5%
--------------------	-------------

Ambient conditions

Operating conditions	from -10 °C to 80 °C
----------------------	----------------------

Operating frequency

Functioning frequency	2.412~2.472 GHz
-----------------------	-----------------

Other features

Protocol	IPv4, TCP/UDP/FTP/http/HTTPS/TLS/mDNS
----------	---------------------------------------

Safety	WEP/WPA/WPA2
--------	--------------

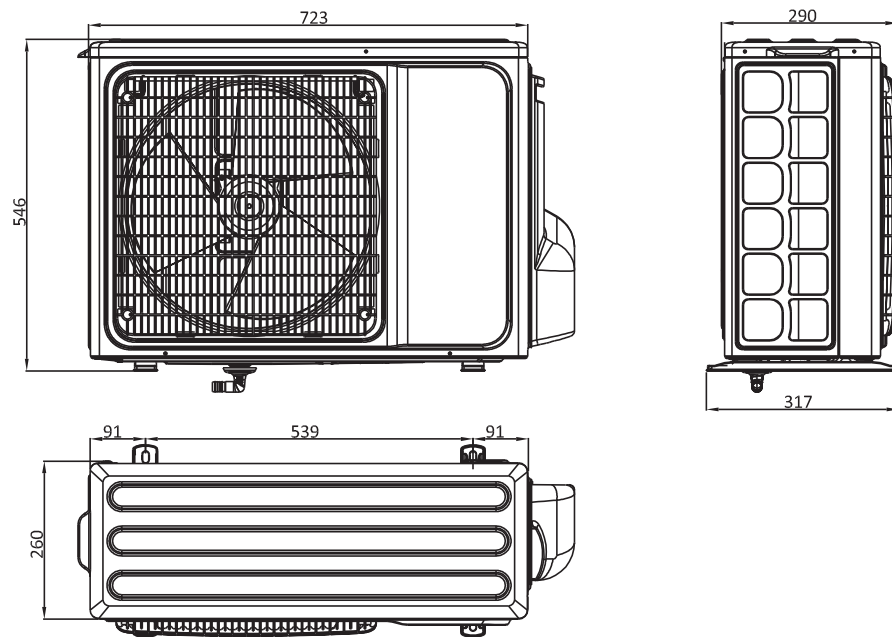
Type of network	STA/AP/STA+AP/WIFI Direct
-----------------	---------------------------

The air conditioners contain fluorinated greenhouse gases, covered by Kyoto protocol.

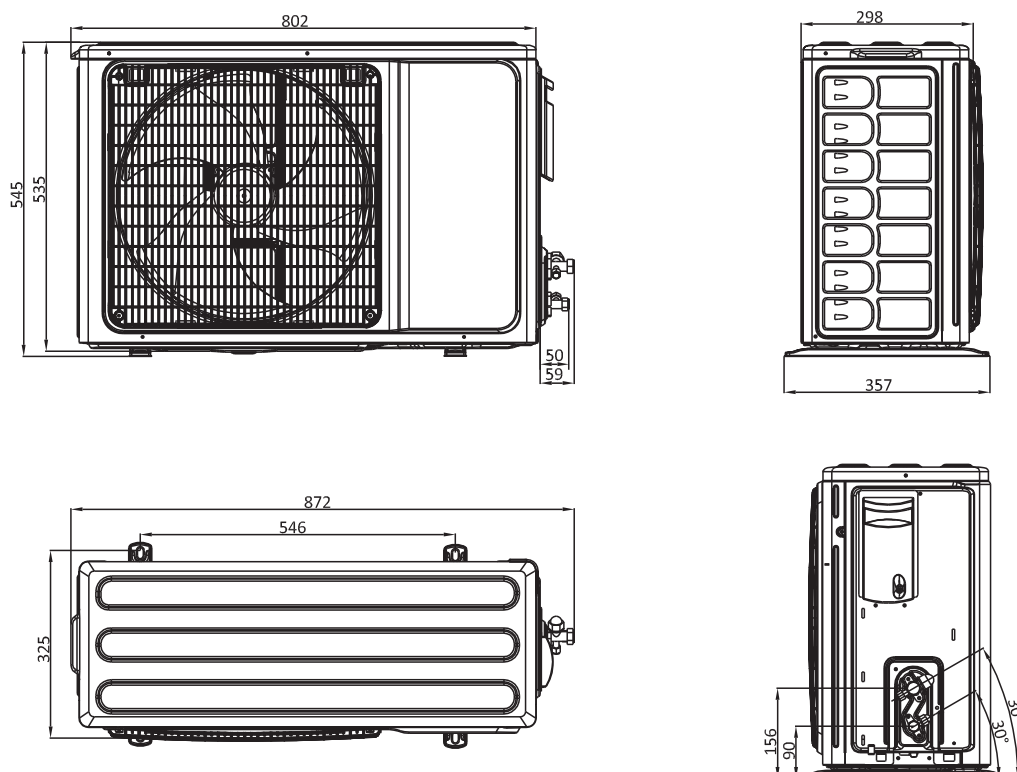
Technical drawings Baxi Moonlight

Mono Split outdoor units

LSGT25-S - LSGT35-S



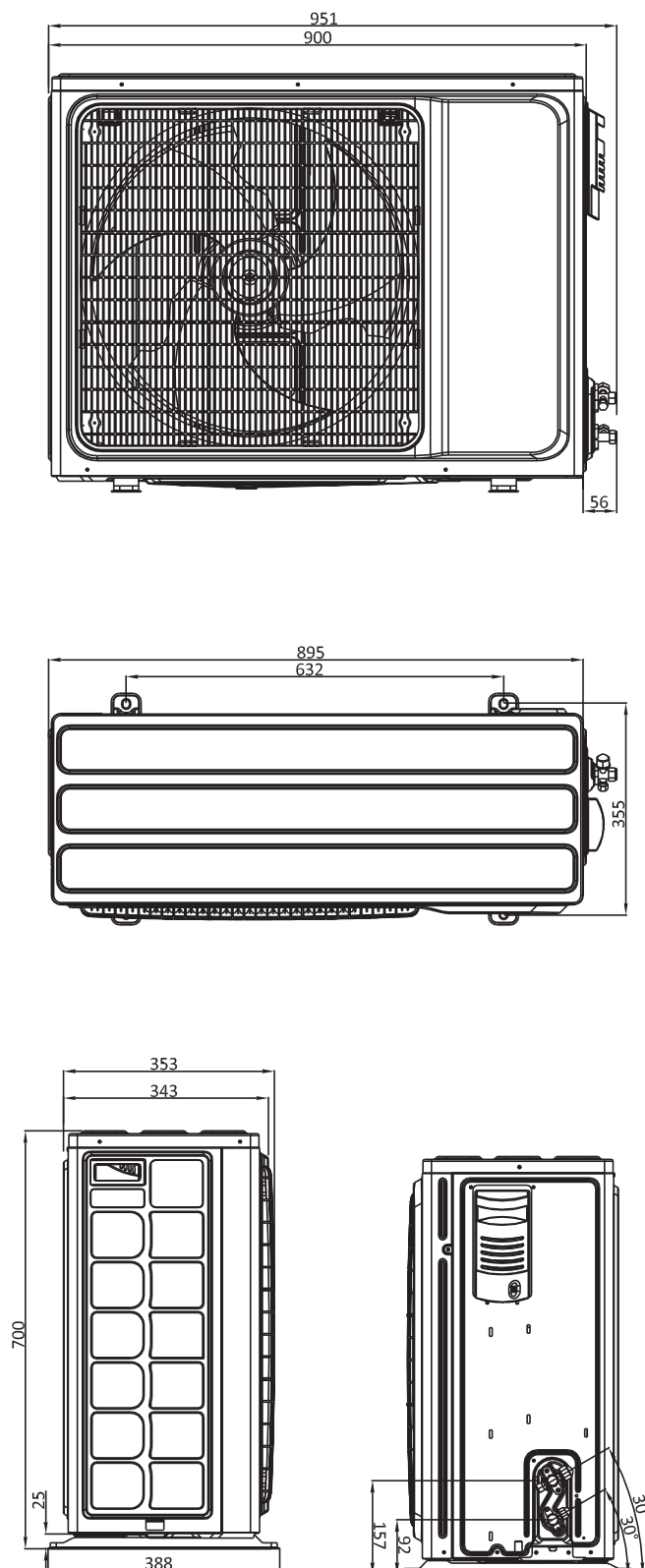
LSGT50-S



Technical drawings Baxi Moonlight

Mono Split outdoor units

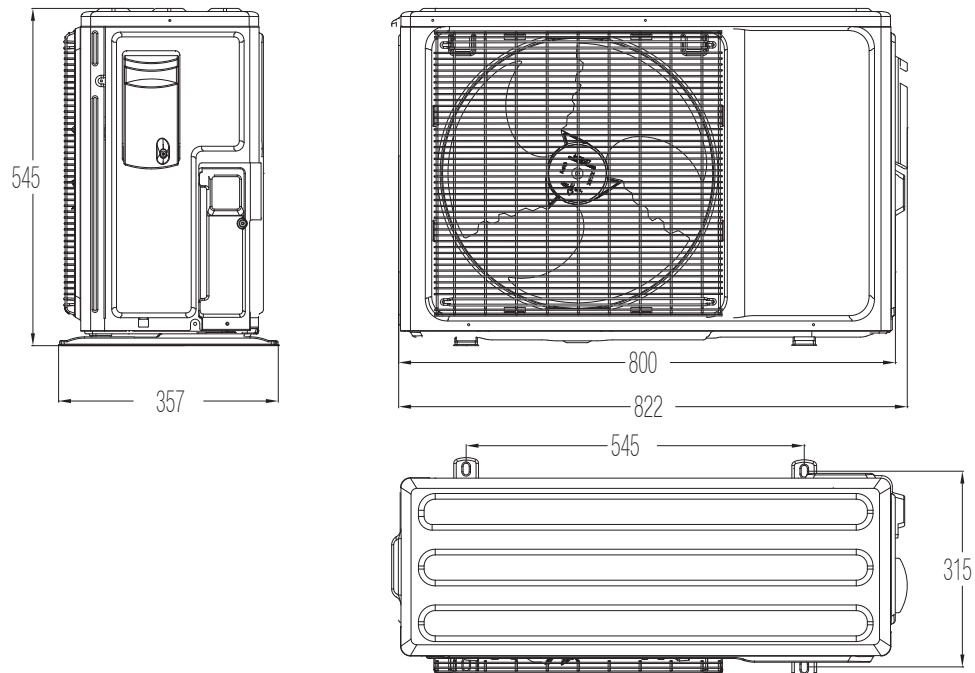
LSGT70-S



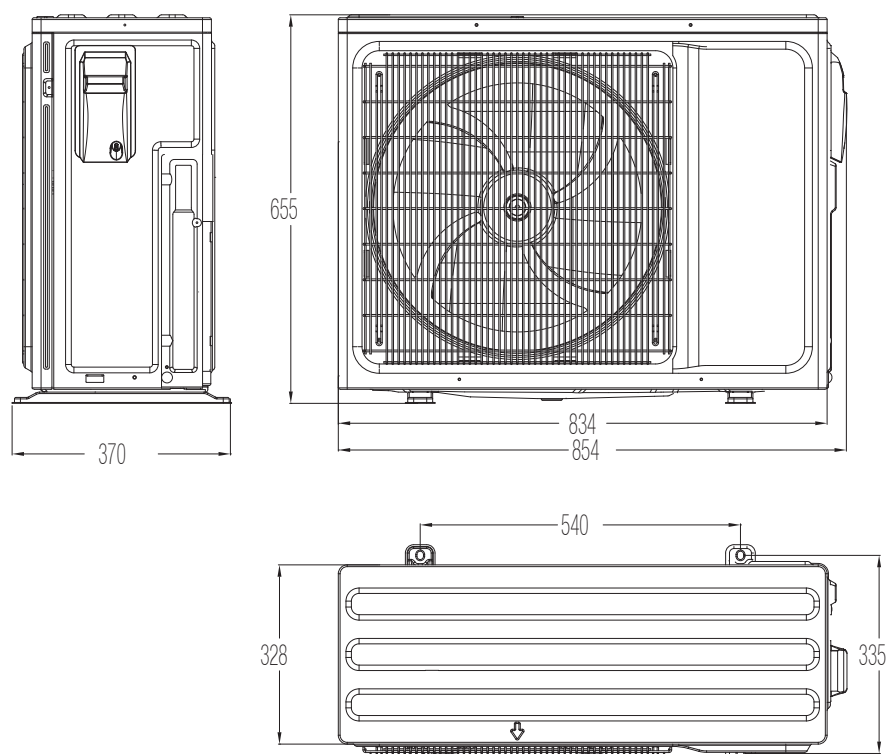
Technical drawings Baxi Moonlight

Multi Split outdoor units

LSGT40-2M - LSGT50-2M



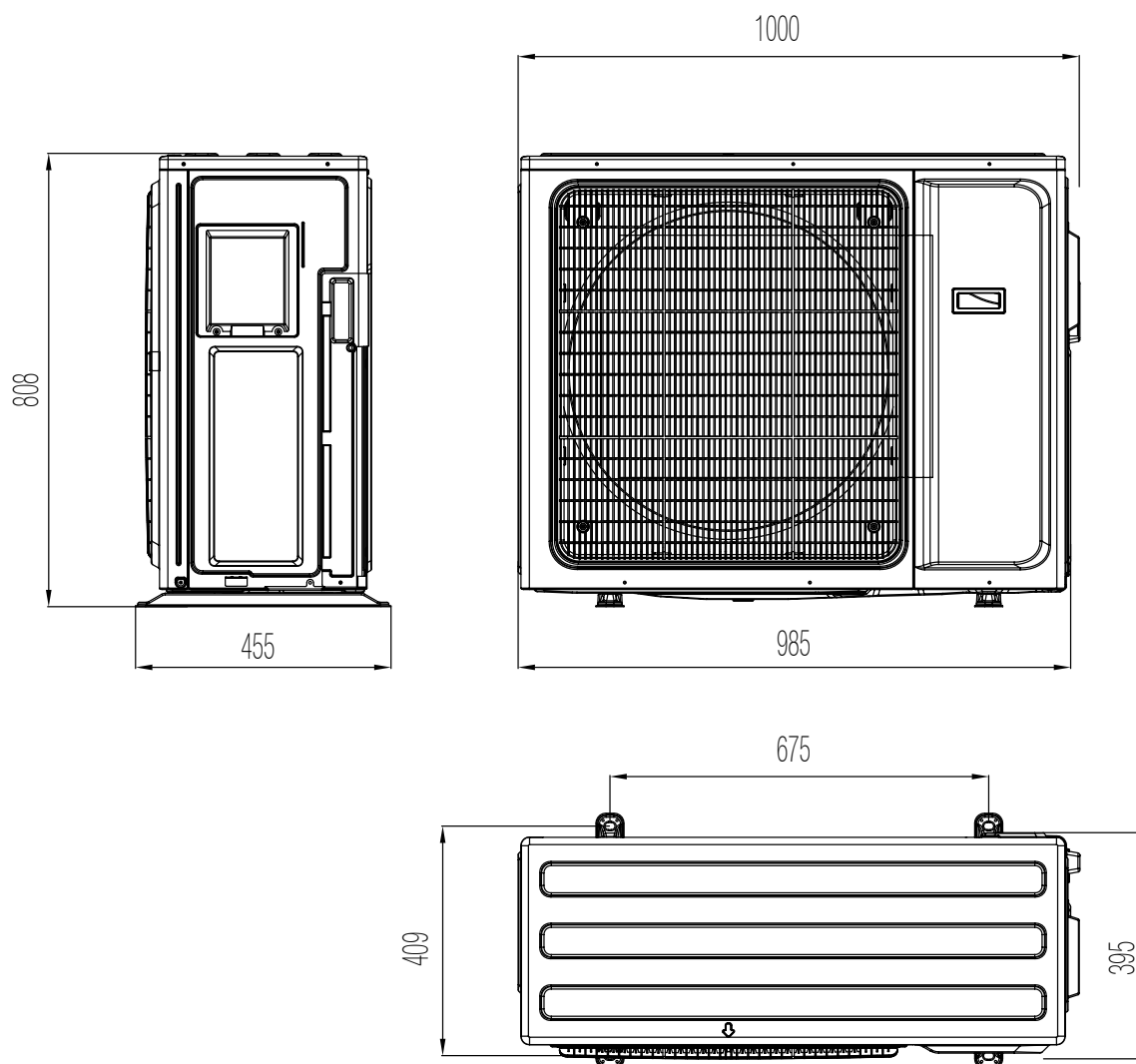
LSGT60-3M - LSGT70-3M



Technical drawings Baxi Moonlight

Multi Split outdoor units

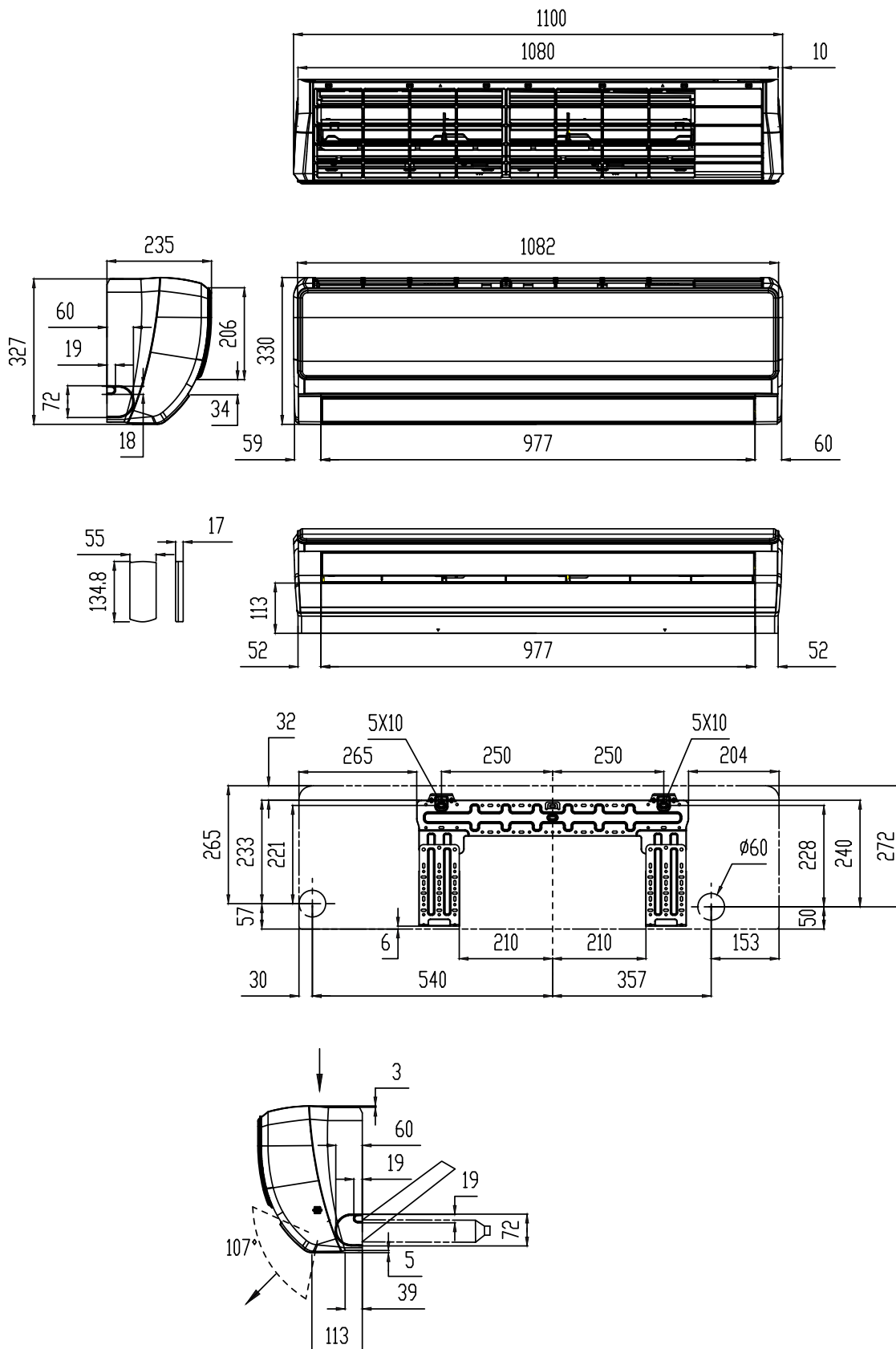
LSGT100-4M - LSGT125-5M



Technical drawings Baxi Moonlight

Mono Split wall-hung indoor units


LSGNW70 (ONLY Mono Split models)



Length of the cooling circuit


The maximum length of the pipes of cooling circuit can reach 25 m (Mono Split Models) or 80 m (Multi Split Models) - one way. Moreover, the maximum height difference between the outdoor and the indoor unit(s) is 15 m (see tables below).

Baxi Dream Mono Split




Length of the pipes		
	9.000 Btu/h	12.000 Btu/h
L1 (m)	22	22
H1 (m)	12	12
Pre-charge refrigerant (kg//m)	0,96//7	0,96//7
Additional charge (g/m)	20	20

Baxi Moonlight Mono Split



Length of the pipes				
	9.000 Btu/h	12.000 Btu/h	18.000 Btu/h	24.000 Btu/h
L1 (m)	20	20	25	25
H1 (m)	10	10	15	15
Pre-charge refrigerant (kg//m)	0,58//7	0,68//7	1,28//7	1,44//7
Additional charge (g/m)	15	15	25	30


Baxi Moonlight Multi Split





Length of the pipes	2x1		3x1		4x1	
	(14.000 Btu/h)	(18.000 Btu/h)	(21.000 Btu/h)	(27.000 Btu/h)	(36.000 Btu/h)	(42.000 Btu/h)
L1+L2+L3+L4+L5 (m)	40	40	60	60	80	80
L1, L2, L3, L4, L5 (m)	25	25	30	30	35	35
H1, H2, H3, H4, H5 (m)	15	15	15	15	15	15
H (m)	10	10	10	10	10	10
Pre-charge refrigerant (kg//m)	0,92//15	0,95//15	1,1//22,5	1,05//22,5	2,3//30	2,3//37,5
Additional charge (g/m)	20	20	20	20	20	20


Table of the possible combinations


In the following tables are presented the possible combinations of the Multi Split outdoor units with the indoor unit(s). The indoor units can be chosen between wall-hung, cassette, ceiling/floor and duct (see Luna Clima Light Commercial range catalogue). The output combinations as indicated below must be respected.


Multi Split outdoor unit	Indoor unit		
2X1 14.000 Btu/h 	1 unit	2 units	
	7	7+7	9+9
	9	7+9	9+12
	12	7+12	-

Multi Split outdoor unit	Indoor unit		
2X1 18.000 Btu/h 	1 unit	2 units	
	7	7+7	9+9
	9	7+9	9+12
	12	7+12	12+12

Multi Split outdoor unit	Indoor unit				
3X1 21.000 Btu/h 	1 unit	2 units		3 units	
	7	7+7	9+9	7+7+7	7+9+12
	9	7+9	9+12	7+7+9	9+9+9
	12	7+12	9+18	7+7+12	9+9+12
	18	7+18	12+12	7+9+9	-

Multi Split outdoor unit	Indoor unit				
3X1 27.000 Btu/h 	1 unit	2 units		3 units	
	7	7+7	9+12	7+7+7	7+9+12
	9	7+9	9+18	7+7+9	7+12+12
	12	7+12	12+12	7+7+12	9+9+9
	18	7+18	12+18	7+7+18	9+9+12
	-	9+9	-	7+9+9	9+12+12

Multi Split outdoor unit	Indoor unit								
4X1 36.000 Btu/h 	1 unit	2 units		3 units			4 units		
	7	7+7	9+12	7+7+7	7+9+18	9+9+18	7+7+7+7	7+7+12+18	9+9+9+9
	9	7+9	9+18	7+7+9	7+12+12	9+12+12	7+7+7+9	7+9+9+9	9+9+9+12
	12	7+12	12+12	7+7+12	7+12+18	9+12+18	7+7+7+12	7+9+9+12	9+9+9+18
	18	7+18	12+18	7+7+18	7+18+18	9+18+18	7+7+7+18	7+9+9+18	9+9+12+12
	-	9+9	18+18	7+9+9	9+9+9	12+12+12	7+7+9+9	7+9+12+12	9+9+12+18
	-	-	-	7+9+12	9+9+12	12+12+18	7+7+9+12	7+9+12+18	9+12+12+12
	-	-	-	-	-	-	7+7+9+18	7+12+12+12	12+12+12+12
	-	-	-	-	-	-	7+7+12+12	7+12+12+18	-

Multi Split outdoor unit	Indoor unit											
5X1 42.000 Btu/h 	1 unit	2 units		3 units			4 units			5 units		
	7	7+7	9+12	7+7+7	7+12+12	9+12+18	7+7+7+7	7+7+18+18	9+9+9+12	7+7+7+7+7	7+7+9+9+9	7+9+9+12+12
	9	7+9	9+18	7+7+9	7+12+18	9+18+18	7+7+7+9	7+9+9+9	9+9+9+18	7+7+7+7+9	7+7+9+9+12	7+9+9+12+18
	12	7+12	12+12	7+7+12	7+18+18	12+12+12	7+7+7+12	7+9+9+12	9+9+12+12	7+7+7+7+12	7+7+9+9+18	7+9+12+12+12
	18	7+18	12+18	7+7+18	9+9+9	12+12+18	7+7+7+18	7+9+9+18	9+9+12+18	7+7+7+7+18	7+7+9+12+12	7+12+12+12+12
	-	9+9	18+18	7+9+9	9+9+12	12+18+18	7+7+9+9	7+9+12+12	9+9+18+18	7+7+7+9+9	7+7+9+12+18	9+9+9+9+9
	-	-	-	7+9+12	9+9+18	18+18+18	7+7+9+12	7+9+12+18	9+12+12+12	7+7+7+9+12	7+7+12+12+12	9+9+9+9+12
	-	-	-	7+9+18	9+12+12	-	7+7+9+18	7+12+12+12	9+12+12+18	7+7+7+9+18	7+7+12+12+18	9+9+9+9+18
	-	-	-	-	-	-	7+7+12+12	7+12+12+18	12+12+12+12	7+7+7+12+12	7+9+9+9+9	9+9+9+12+12
	-	-	-	-	-	-	7+7+12+18	9+9+9+9	12+12+12+18	7+7+7+12+18	7+9+9+9+12	9+9+12+12+12



Quality Environment Safety

are Baxi strategic aims and the awarded certifications ensure compliance with the specific regulations

BAXISPA

36061 BASSANO DEL GRAPPA (VI)
Via Trozzetti, 20
marketing@baxi.it
www.baxi.it

The Company assumes no responsibility for any possible contents mistakes, and reserves the right to make changes in products, due to technical or commercial demands, at any time without notice

Baxi S.p.A. 04 - 19 G

